

18



# MOLEN CLASSIC



6 JUNI 2026


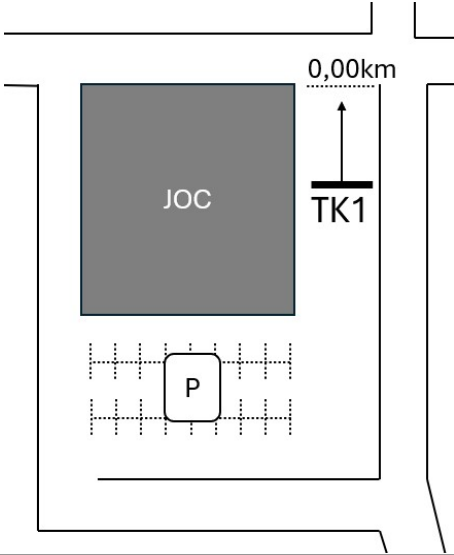
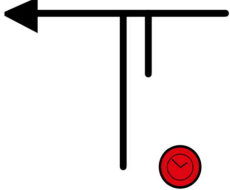

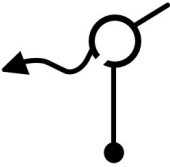

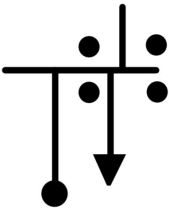



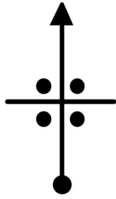

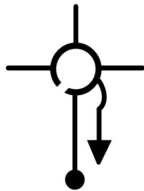


# OPLOSSING


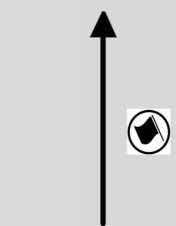

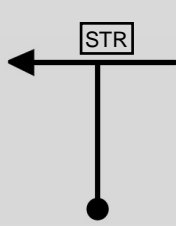

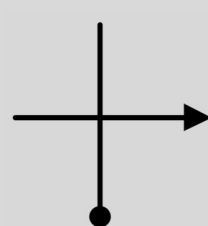
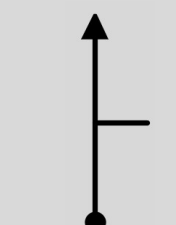
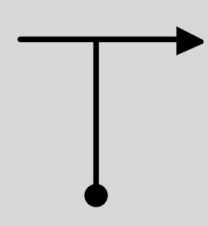
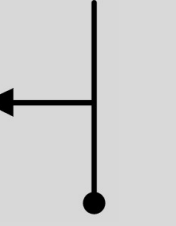
# DEEL 1


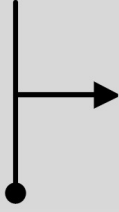
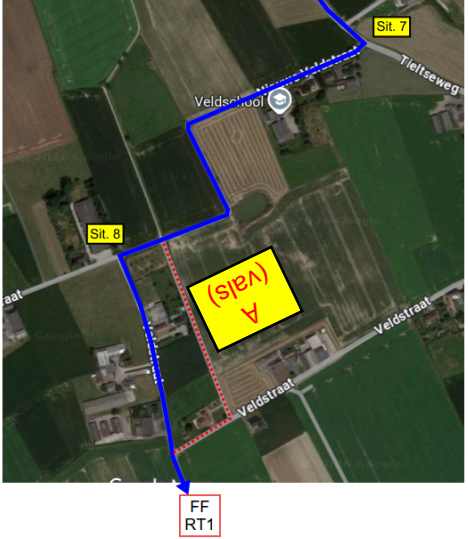
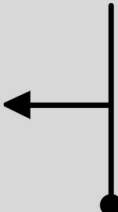
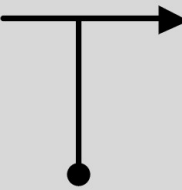
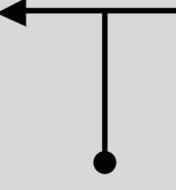
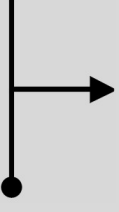



3de plaats 2025: Deroo Yves - Muylle Guy  
Foto: Ronny Vanparys


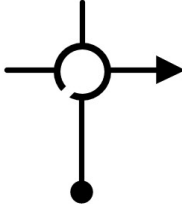

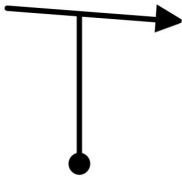
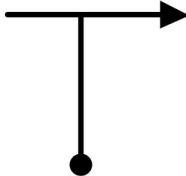
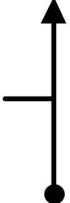
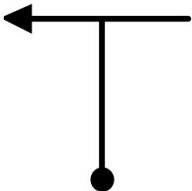
 **VD MOTORS**  
RENAULT - NISSAN - DACIA


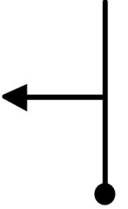


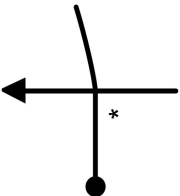

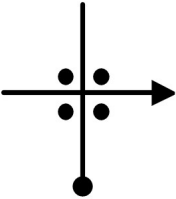
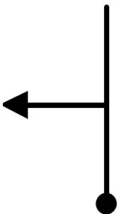
	TK 1	JOC	Afstand	5,01 km	Tijd	+/- 12 min
	TK 2	Start RT1	Gemiddelde	km/h	Pagina	1
Afstanden		Nr.	Situatie	Info		Dégr.
Totaal	Partieel					
						
0,00	0,00	1		TK1 BINNEN 	5,01	
0,21	0,21	2			4,80	
0,34	0,13	3			4,67	
0,47	0,13	4		Voorsorteren	4,54	


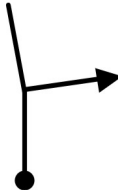
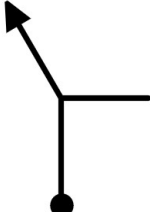

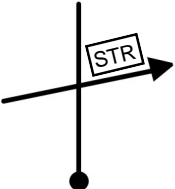
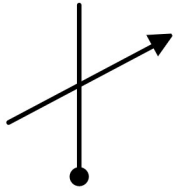

	TK 1	JOC		Afstand	5,01 km <th>Tijd</th> <td>+ 12 min</td>	Tijd	+ 12 min
	TK 2	Start RT1		Gemiddelde	km/h	Pagina	2
Afstanden		Nr.	Situatie	Info		Dégr.	
Totaal	Partieel						
1,57	1,09	5				3,44	
2,50	0,93	6				2,51	
4,23	1,73	7				0,78	
5,01	0,78	8		Start RT 1 	Aanschuiven aan controle, vertrek per minuut	0,00	


	TK 2 <b>Start RT1</b>		Afstand 24,42 km		Tijd 45 min	
	TK 3 <b>Wantebrug</b>		Gemiddelde 32,56 km/h		Pagina 3	
Afstanden		Nr.	Situatie	Info		Dégr.
Totaal	Partieel					
0,00	0,00	1		Start RT1  Gemiddelde RT: 36 km/u		
1,74		2	 *			
1,87		3	 *			
2,09		4	 *			
2,45		5	 *			
2,51		6	 *			

		TK 2	Start RT1	Afstand	24,42 km	Tijd	45 min
		TK 3	Wantebrug	Gemiddelde	32,56 km/h	Pagina	4
Afstanden		Nr.	Situatie	Info		Dégr.	
Totaal	Partieel						
3,42		7					
4,04		8					
	Totaal afstand	9					
		10			<div style="background-color: yellow; border: 1px solid black; padding: 2px;">Blaadje: Ga verder met sit. 11</div> <div style="background-color: yellow; border: 1px solid black; padding: 2px; margin-top: 5px;">Ideale FF 7:49</div>		
		11			 Einde RT1		
5,06		12					

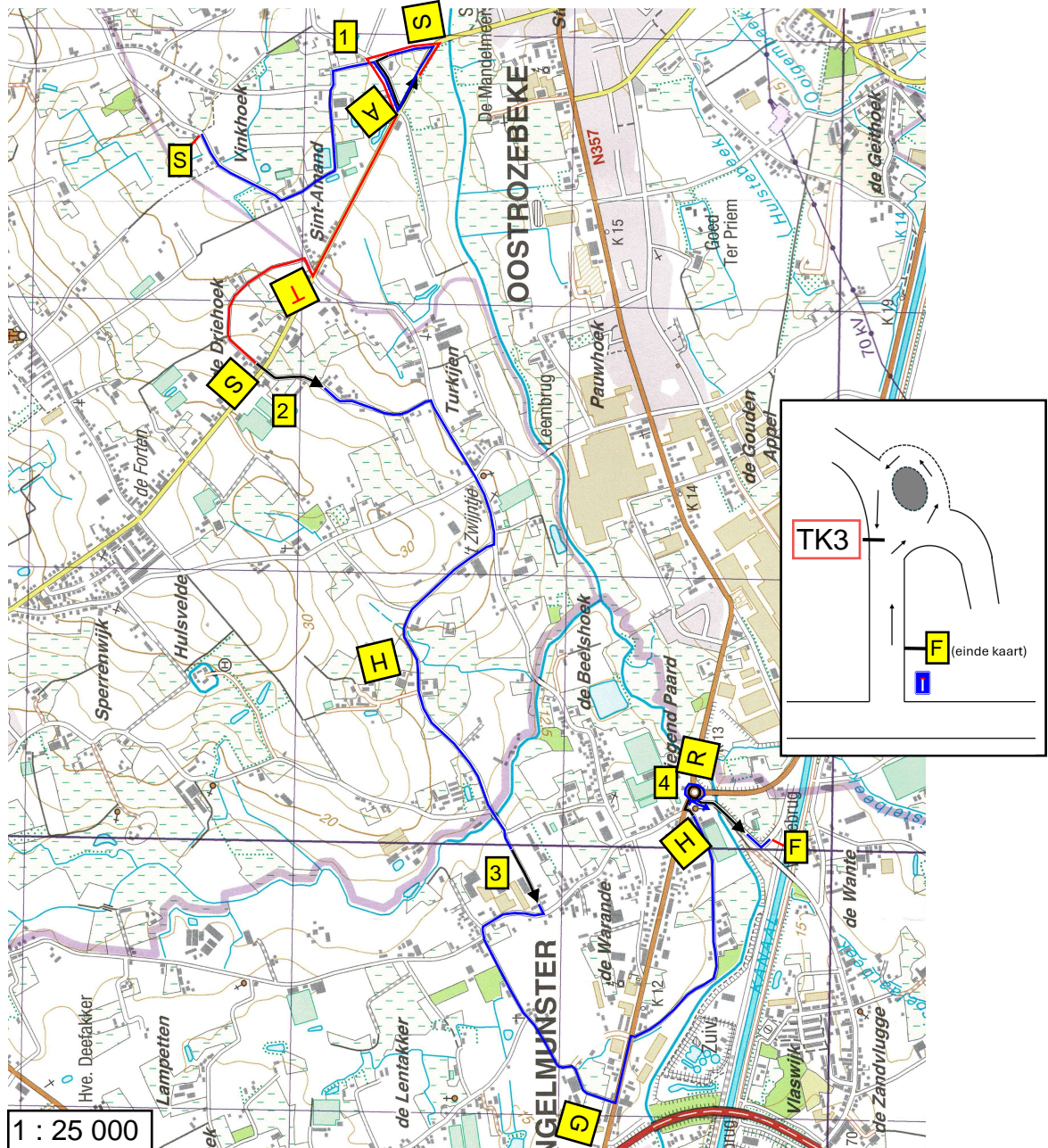
	TK 2	Start RT1	Afstand	24,42 km	Tijd	45 min
	TK 3	Wantebrug	Gemiddelde	32,56 km/h	Pagina	5
Afstanden		Nr.	Situatie	Info		Dégr.
Totaal	Partieel					
5,40	0,32	13				
5,57	0,17	14				
6,59	1,02	15				
7,11	0,52	16				
7,13	0,02	17				
7,62	0,49	18				

	TK 2	Start RT1	Afstand	24,42 km	Tijd	45 min
	TK 3	Wantebrug	Gemiddelde	32,56 km/h	Pagina	6
Afstanden		Nr.	Situatie	Info		Dégr.
Totaal	Partieel					
8,33	0,69	19				
9,33	1,00	20				
9,39	0,06	21				
10,40	1,01	22				
11,03	0,63	23				
11,28	0,25	24				


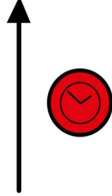

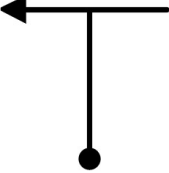
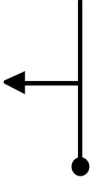



	TK 2	Start RT1	Afstand	24,42 km	Tijd	45 min
	TK 3	Wantebrug	Gemiddelde	32,56 km/h	Pagina	7
Afstanden		Nr.	Situatie	Info		Dégr.
Totaal	Partieel					
11,85	0,52	25				
		26				
		27		<b>T</b>		
		29		<b>SIN</b>		
		28		<b>EEC</b>		
	0,44	30		Start Pijlenrit Pagina 8		




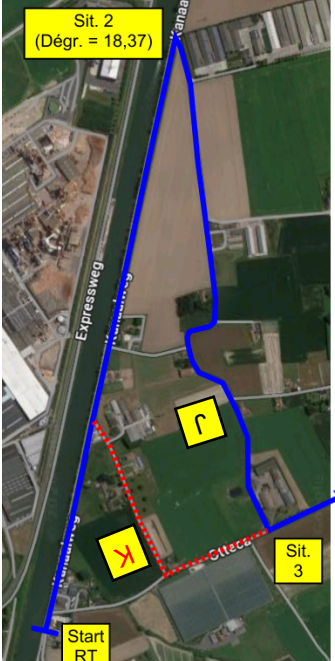
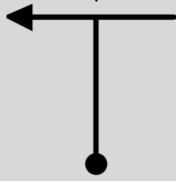
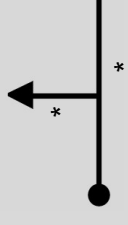


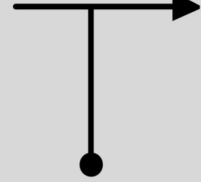

	TK 2	Start RT1	Afstand	24,42 km	Tijd	45 min
	TK 3	Wantebrug	Gemiddelde	32,56 km/h	Pagina	8
OPDRACHT						


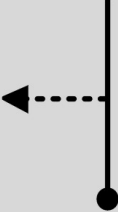
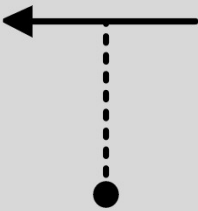



**Pijlenrit van S naar F via:  
1 - 2 - 3 - 4**


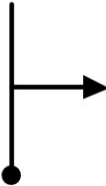
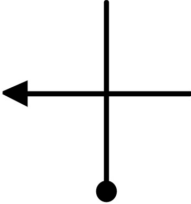
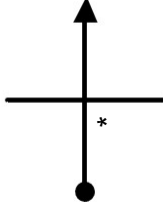

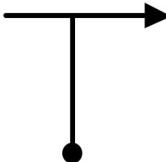



**Juiste oplossing:  
A - S - A - S - A - S - H - G - H - R**



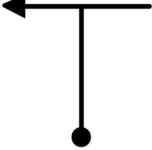
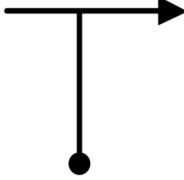
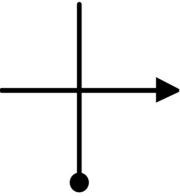
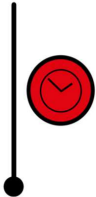

	TK 3 <b>Wantebrug</b>		Afstand	0,85 km	Tijd	+/- 5 min
	TK 4 <b>Start RT2</b>		Gemiddelde	km/h	Pagina	9
Afstanden		Nr.	Situatie	Info		Dégr.
Totaal	Partieel					
0,00	0,00	1		TK3 		
0,09	0,09	2				
0,40	0,31	3	 *			
0,70	0,30	4	 *			
0,85	0,15	5		Start RT 2  Aanschuiven aan controle, vertrek per minuut		

TK 4		Start RT2		Afstand	19,74 km	Tijd	37 min
TK 5		Klaregracht		Gemiddelde	32,01 km/h	Pagina	10
Afstanden		Nr.	Situatie	Info		Dégr.	
Totaal	Partieel						
0,00	0,00	1		Start RT2  Gemiddelde RT: 36 km/u	19,74	Aan de hand van de dégressieve afstand, kon je zien dat het 1,3 km was tot sit. 2	
		2			18,37	Wie dit niet zag kwam via de rode route terug op de goeie weg.	
		3					
		4			Otteca 		
		5	 *		Otteca	16,37	
		6	 *		Otteca 	16,05	


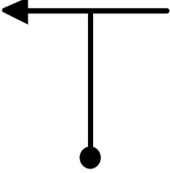
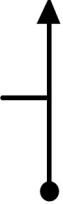

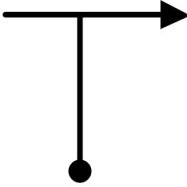
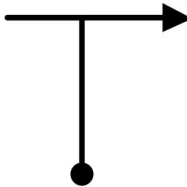

		TK 4 Start RT2		Afstand 19,74 km	Tijd 37 min	
		TK 5 Klaregracht		Gemiddelde 32,01 km/h	Pagina 11	
Afstanden		Nr.	Situatie	Info		Dégr.
Totaal	Partieel					
		7			16,00	
		8		<div style="background-color: yellow; border: 1px solid black; padding: 2px;">           Ideale FF 7:32         </div>	15,64	
		9		<div style="background-color: yellow; border: 1px solid black; padding: 2px;">           B         </div>	15,07	
		10		 Einde RT2	14,97	


	TK 4	Start RT2	Afstand	19,74 km	Tijd	37 min
	TK 5	Klaregracht	Gemiddelde	32,01 km/h	Pagina	12
Afstanden		Nr.	Situatie	Info		Dégr.
Totaal	Partieel					
5,59		11				
5,95		12				
6,28		13				
6,90		14				
6,98	0,08	15		Start Pijlenrit Pagina 13		



		TK 4 <b>Start RT2</b>		Afstand	19,74 km	Tijd	37 min
		TK 5 <b>Klaregracht</b>		Gemiddelde	32,01 km/h	Pagina	14
Afstanden		Nr.	Situatie	Info		Dégr.	
Totaal	Partieel						
		1					
		2					
		3					
		4					
		5		TK5			

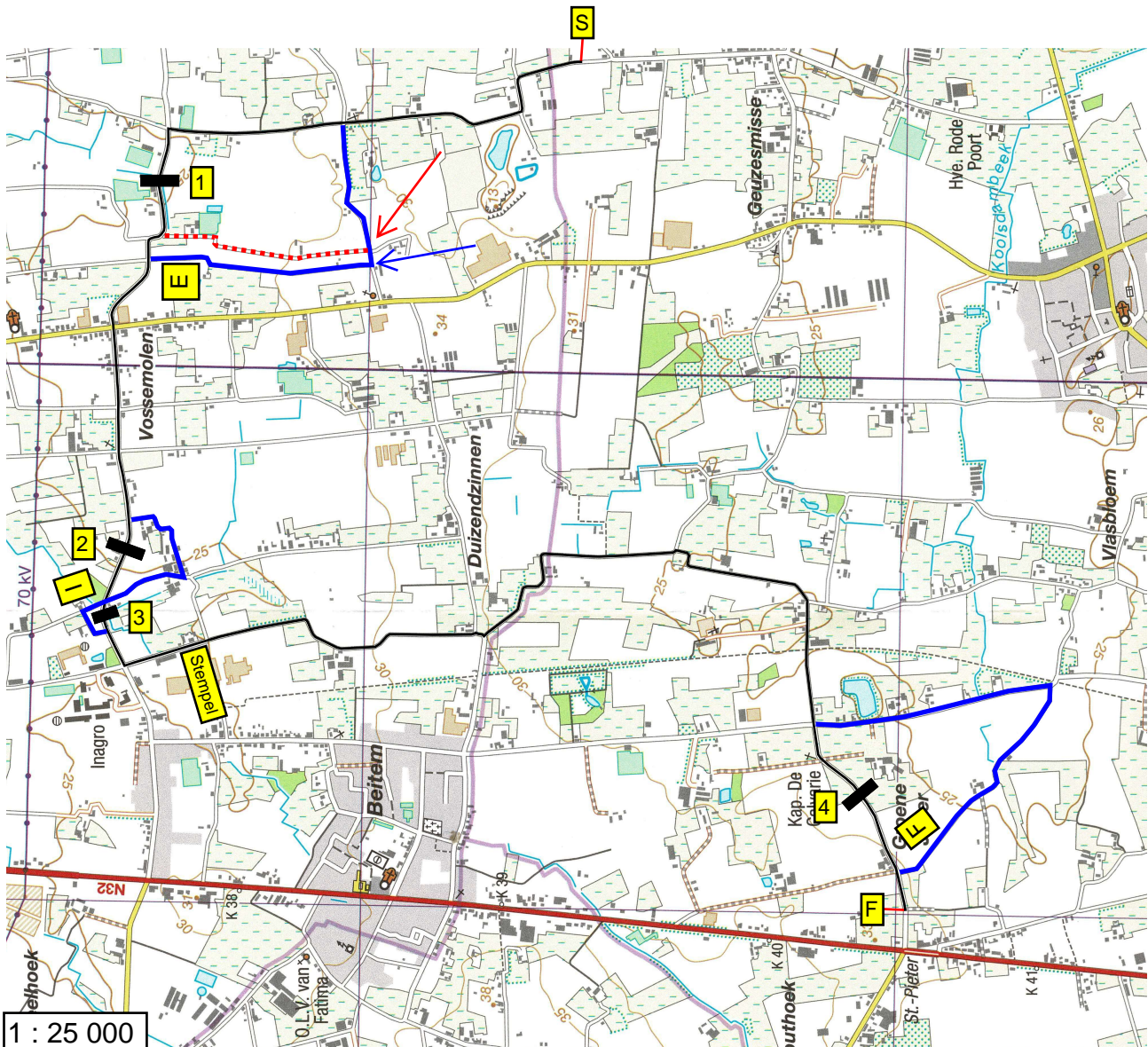
TK 5 Klaregracht		TK 6 Nertsen		Afstand 22,24 km	Tijd 41 min
TK 5 Klaregracht		TK 6 Nertsen		Gemiddelde 32,55 km/h	Pagina 15
Afstanden		Nr.	Situatie	Info	Dégr.
Totaal	Partieel				
0,00	0,00	1		TK5 	
<div style="background-color: yellow; border: 1px solid black; padding: 2px;">Klokje toont schuin links. Niet exact 90°</div> <div style="border: 1px solid black; padding: 2px;">Wie dit niet zag kon gewoon de route vervolgen. Wie juist reed kreeg via de stempel een herstelopdracht.</div>					
		3			
		4			
		5			
		6			



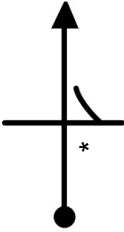

		TK 5 <b>Klaregracht</b>		Afstand 22,24 km	Tijd 41 min
		TK 6 <b>Nertsen</b>		Gemiddelde 32,55 km/h	Pagina 16
Afstanden		Nr.	Situatie	Info	Dégr.
Totaal	Partieel				
		7		*	
		8		*	
		9		*	
		10		*	
		11		*	
	0,10	12		Start Blokkaderit Pagina 17	



	TK 5	<b>Klaregracht</b>	Afstand 22,24 km	Tijd 41 min
	TK 6	<b>Nertsen</b>	Gemiddelde 32,55 km/h	Pagina 17
OPDRACHT				


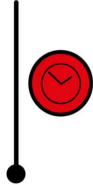

**Blokkaderit van S naar F via:  
1 - 2 - 3 - 4**


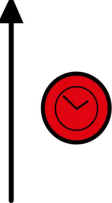


**Juiste oplossing:  
E - I - Stempel - F**




		TK 5 <b>Klaregracht</b>		Afstand	22,24 km	Tijd	41 min
		TK 6 <b>Nertsen</b>		Gemiddelde	32,55 km/h	Pagina	18
Afstanden		Nr.	Situatie	Info		Dégr.	
Totaal	Partieel						
		1					
		2					
	0,54	3	RLL				
	0,01	4	LN				
		5	RN				
		6	RLL	7	LLL		

	TK 5 <b>Klaregracht</b>		Afstand 22,24 km		Tijd 41 min	
	TK 6 <b>Nertsen</b>		Gemiddelde 32,55 km/h		Pagina 19	
Afstanden		Nr.	Situatie	Info		Dégr.
Totaal	Partieel					
19,71		8	LLL			
19,88	0,17	9	RLL			
20,30	0,42	10	TR			
20,54	0,24	11	LN			
21,00	0,46	12	TL (o)			



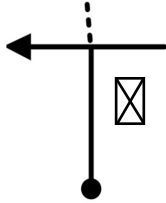
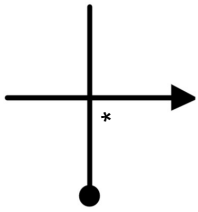

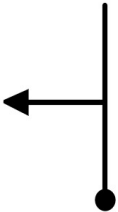
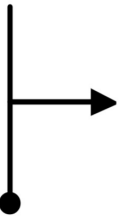
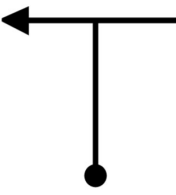
	TK 5 <b>Klaregracht</b>		Afstand 22,24 km		Tijd 41 min	
	TK 6 <b>Nertsen</b>		Gemiddelde 32,55 km/h		Pagina 20	
Afstanden		Nr.	Situatie	Info		Dégr.
Totaal	Partieel					
		13	TL			
21,94		14	RN			
22,24	0,30	15		TK6		


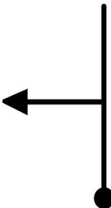
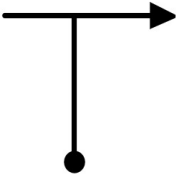
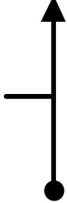
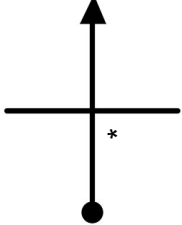

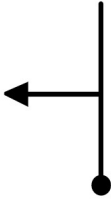
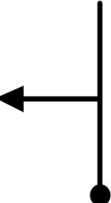
	TK 6 <b>Nertsen</b>		Afstand 21,15 km		Tijd 42 min	
	TK 7 <b>Palingbeek</b>		Gemiddelde 30,21 km/h		Pagina 21	
Afstanden		Nr.	Situatie	Info		Dégr.
Totaal	Partieel					
0,00	0,00	1		TK6 		
0,26	0,26	2	RN			
0,48	0,22	3	LN			
0,58	0,10	4		Ga verder met blinde lijn pagina 22		



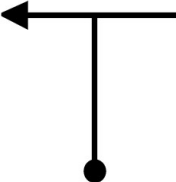
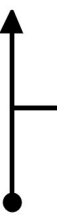
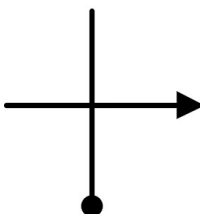
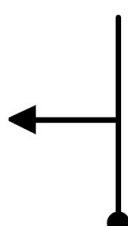

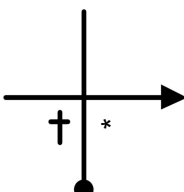

	TK 6	<b>Nertsen</b>	Afstand 21,15 km	Tijd 42 min
	TK 7	<b>Palingbeek</b>	Gemiddelde 30,21 km/h	Pagina 22
OPDRACHT				


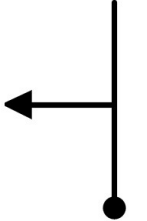
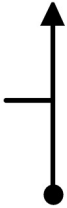
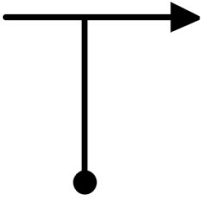
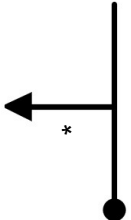
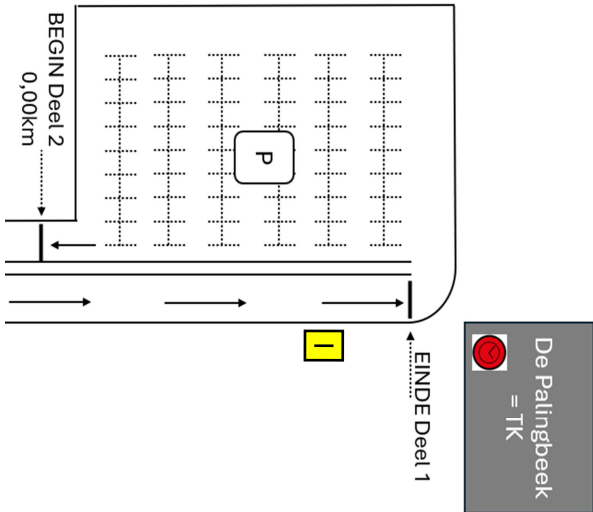
## Blinde lijn van S naar F



		TK 6 Nertsen		Afstand 21,15 km	Tijd 42	
		TK 7 Palingbeek		Gemiddelde 30,21 km/h	Pagina 23	
Afstanden		Nr.	Situatie	Info		Dégr.
Totaal	Partieel					
		1				
9,69		2		De Dreve		
10,36	0,67	3				
10,49	0,13	4				
11,14	0,65	5				
11,53	0,39	6				

	TK 6	Nertsen	Afstand	21,15 km	Tijd	42 min
	TK 7	Palingbeek	Gemiddelde	30,21 km/h	Pagina	24
Afstanden		Nr.	Situatie	Info		Dégr.
Totaal	Partieel					
11,76	0,23	7		*		
12,25	0,49	8		*		
12,51	0,26	9		*		
12,66	0,15	10		*		
12,88	0,22	11		*		
13,36	0,48	12		*		

		TK 6 Nertsen		Afstand 21,15 km	Tijd 42 min	
		TK 7 Palingbeek		Gemiddelde 30,21 km/h	Pagina 25	
Afstanden		Nr.	Situatie	Info		Dégr.
Totaal	Partieel					
13,55	0,19	13		*		
13,67	0,12	14		*		
13,92	0,25	15		*		
14,92	1,00	16		*		
16,33	1,41	17		*		
17,40	1,07	18		*		

		TK 6 Nertsen		Afstand	21,15 km <th>Tijd</th> <td>42 min</td>	Tijd	42 min
		TK 7 Palingbeek		Gemiddelde	30,21 km/h <th>Pagina</th> <td>26</td>	Pagina	26
Afstanden		Nr.	Situatie	Info		Dégr.	
Totaal	Partieel						
18,27	0,87	19					
		20		X2			
19,38		21					
20,39	1,01	22		DE PALINGBEEK			
							

# MOLEN CLASSIC 06/06/26

## Deel 1



:  = Aanmeldingstijd aan start

Team NR :

JOC

TK 1

Organisatie/Official  
 :   
 +/- 12 min.

Bemandede START RT1

DEELNEMER

TK 2

:

Organisatie/Official FF

Organisatie/Official FF

Organisatie/Official FF

FF  : 7 : 49

:

:

	<b>A</b>		T	SIN	<b>A</b>	S	A	S	A
MAN	<b>FF</b>				<b>T</b>				
S	H	G	H	R					

45 min.

Wantebrug

TK 3

:   
 +/- 5 min.

Bemandede START RT2

TK 4

:

Organisatie/Official FF

Organisatie/Official FF

Organisatie/Official FF

FF  : 7 : 32

:

:

<b>J</b>	J	<b>FF</b>	B	H	B	C	A	D
<b>K</b>								

37 min.

Klaregracht

TK 5

:

E	<b>ST</b>	A	E	I	<b>ST</b>	F	G	

41 min.

Deel 1	<b>MOLEN CLASSIC 06/06/26</b>	Team NR :
--------	-------------------------------	-----------

Nertsen DEELNEMER :   **TK 6** Organisatie/Official :  

K	L	B	<b>ST</b>	G	C	H	I	

42 min.

Palingbeek DEELNEMER :   **TK 7** Organisatie/Official :  

Aantal gemiste controles :

Relatie deelnemers : 0479/80 76 86
Wedstrijdleider : 0477/72 82 40