

18



MOLEN CLASSIC



6 JUNI 2026




OPLOSSING

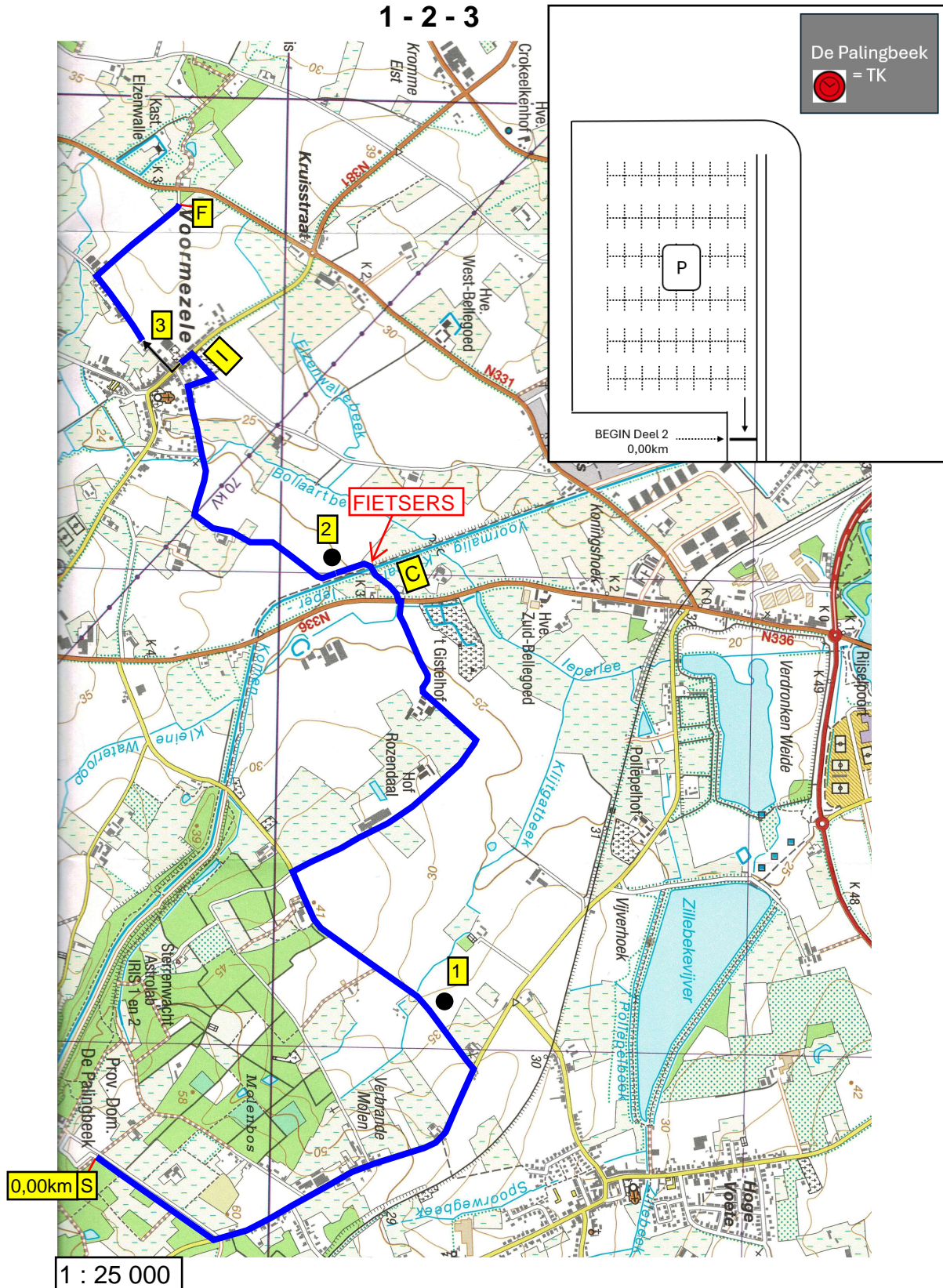
DEEL 2



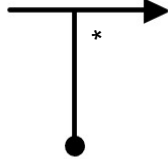

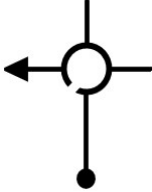
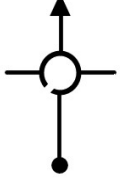
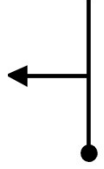
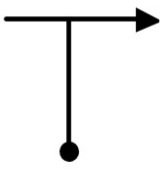
2de plaats 2025: Claeys Johan - Pessendorfer Werner
Foto: Ronny Vanparys


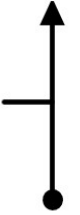
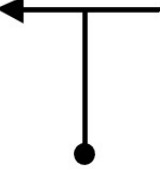
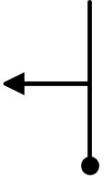


 **VD & MOTORS**
RENAULT - NISSAN - DACIA




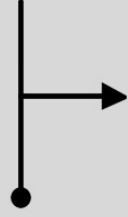


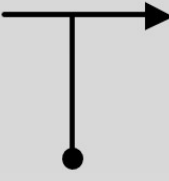
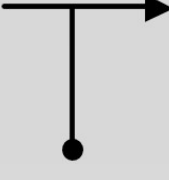
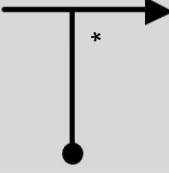

	TK8	Palingbeek	Afstand	13,62 km	Tijd	+ - 26 min
	TK9	Start RT3	Gemiddelde	km/h	Pagina	1
OPDRACHT						


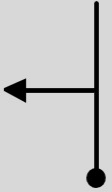
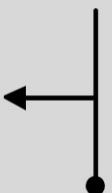
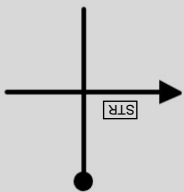



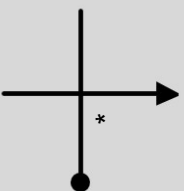

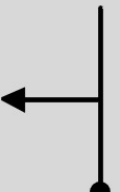
**Pijl- en Puntenrit van S naar F via:
1 - 2 - 3**

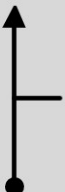
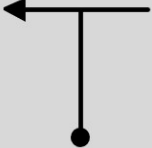
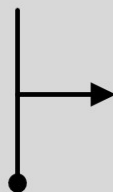
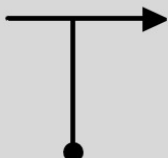
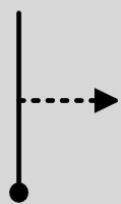
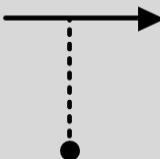


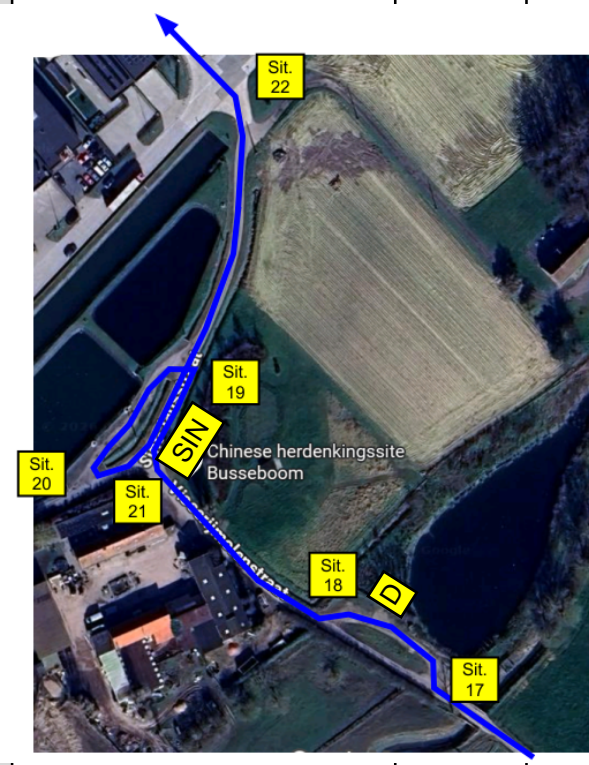
		TK8 Palingbeek		Afstand	13,62 km	Tijd	+ 26 min
		TK9 Start RT3		Gemiddelde	km/h	Pagina	2
Afstanden		Nr.	Situatie	Info		Dégr.	
Totaal	Partieel						
		1					
		2					
8,41		3					
9,40	0,99	4					
10,16	0,76	5					
11,52	1,36	6					

	TK8	Palingbeek		Afstand	13,62 km	Tijd	+ 26 min
	TK9	Start RT3		Gemiddelde	km/h	Pagina	3
Afstanden		Nr.	Situatie	Info		Dégr.	
Totaal	Partieel						
11,66	0,14	7		*			
12,98	1,32	8		*			
13,41	0,43	9		*			
13,62	0,21	10		*	Start RT 3 	Aanschuiven aan controle, vertrek per minuut	


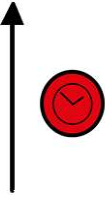

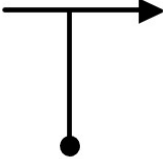
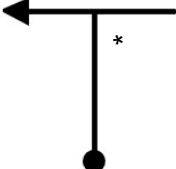

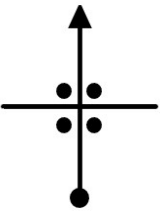
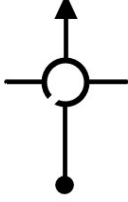
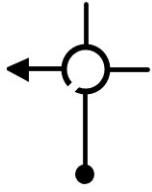
		TK9	Start RT3	Afstand 11,06 km	Tijd 20 min
		TK10	Vlaanderenlaan	Gemiddelde 33,18 km/h	Pagina 4
Afstanden		Nr.	Situatie	Info	Dégr.
Totaal	Partieel				
0,00	0,00	1		Start RT3  Gemiddelde RT: 36 km/u	
		2			
		3			
		4			
		5			
		6			


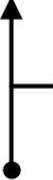
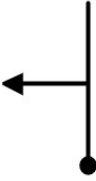

		TK9 Start RT3		Afstand 11,06 km	Tijd 20 min	
		TK10 Vlaanderenlaan		Gemiddelde 33,18 km/h	Pagina 5	
Afstanden		Nr.	Situatie	Info		Dégr.
Totaal	Partieel					
	0,35	7				
		8				
		9				
		10				
		11				
		12				


TK9		Start RT3		Afstand	11,06 km <th>Tijd</th> <td>20 min</td>	Tijd	20 min
TK10		Vlaanderenlaan		Gemiddelde	33,18 km/h <th>Pagina</th> <td>6</td>	Pagina	6
Afstanden		Nr.	Situatie	Info		Dégr.	
Totaal	Partieel						
		13		*			
		14		*			
		15		*			
		16		*			
		17		*			
		18		*			



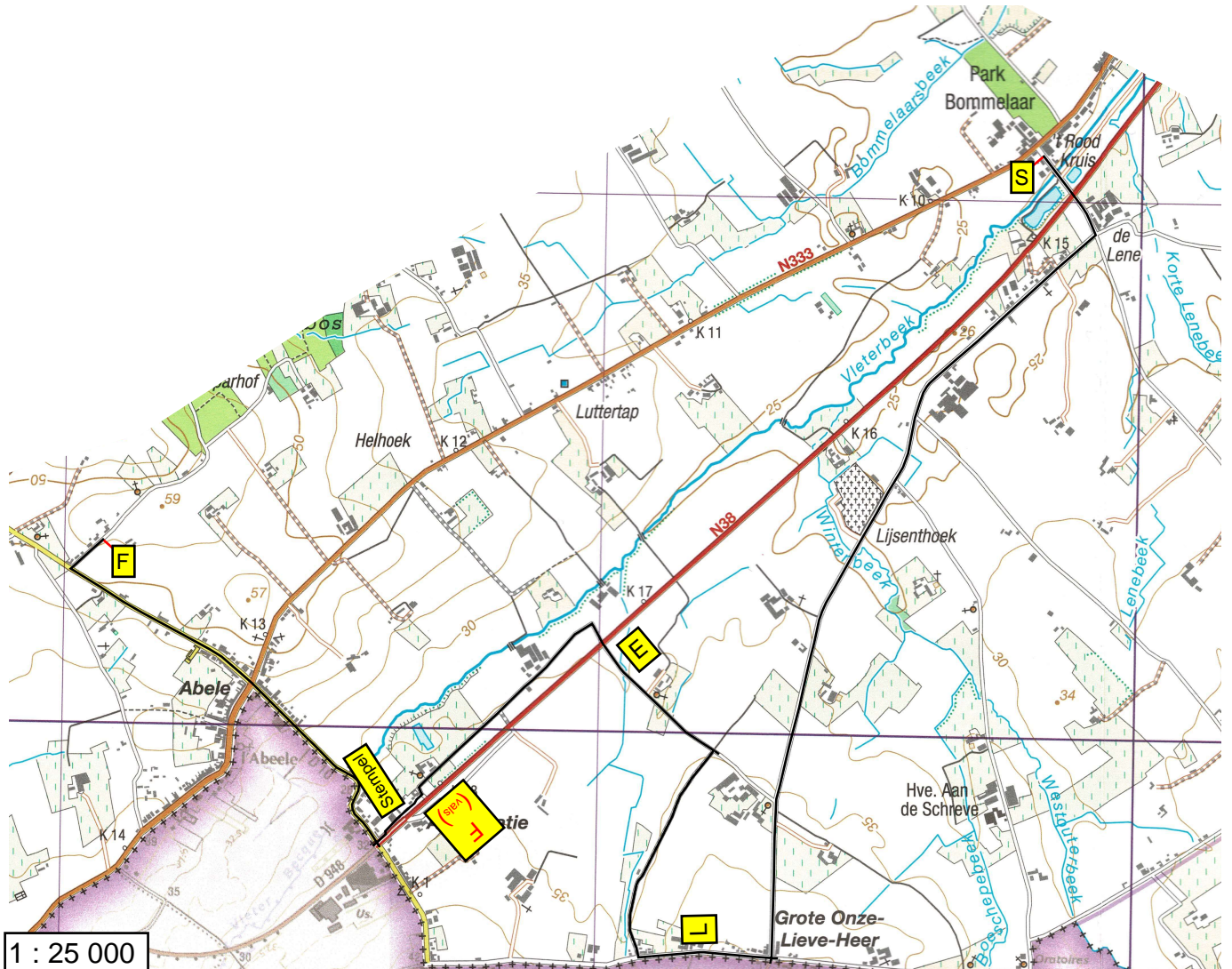
TK9		Start RT3		Afstand	11,06 km <th>Tijd</th> <td>20 min</td>	Tijd	20 min	
TK10		Vlaanderenlaan		Gemiddelde	33,18 km/h <th>Pagina</th> <td>7</td>	Pagina	7	
Afstanden		Nr.	Situatie					
Totaal	Partieel							
		19		*				
		20		*				
		21		*				
		22		*				FF: 17:18 Einde RT3
10,90		23						
11,06	0,16	24			TK10 			



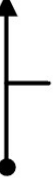
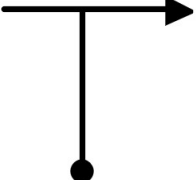



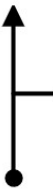
		TK10 Vlaanderenlaan	Afstand 17,74 km	Tijd 32 min	
		TK11 Couthof	Gemiddelde 33,26 km/h	Pagina 8	
Afstanden		Nr.	Situatie	Info	Dégr.
Totaal	Partieel				
0,00	0,00	1		TK10 	
0,53	0,53	2			
0,88	0,35	3			
1,06	0,18	4			
1,48	0,42	5			
2,90	1,42	6			



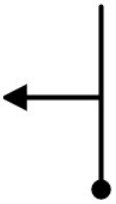
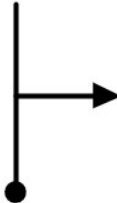
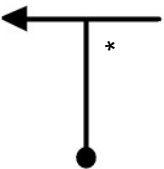

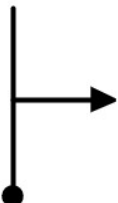


	TK10	Vlaanderenlaan	Afstand 17,74 km	Tijd 32 min	
	TK11	Couthof	Gemiddelde 33,26 km/h	Pagina 9	
Afstanden		Nr.	Situatie	Info	Dégr.
Totaal	Partieel				
3,44	0,54	7			
3,56	0,12	8			
3,63	0,07	9		Start kaart Pagina 10	


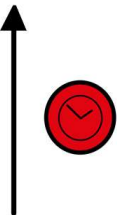

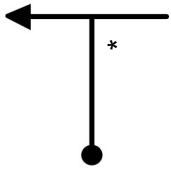

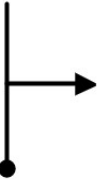
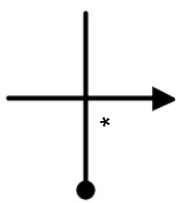

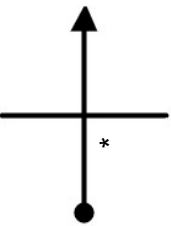



	TK10 Vlaanderenlaan	Afstand 17,74 km	Tijd 32 min
	TK11 Couthof	Gemiddelde 33,26 km/h	Pagina 10
OPDRACHT			

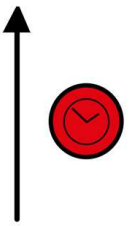

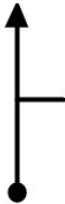

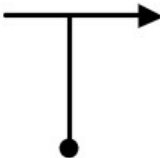
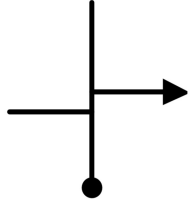
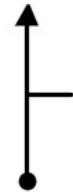
Blinde Lijn van S naar F



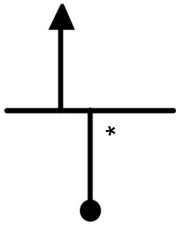

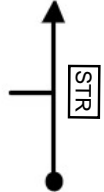
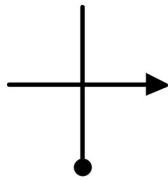
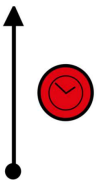





		TK10 Vlaanderenlaan		Afstand	17,74 km	Tijd	32 min
		TK11 Couthof		Gemiddelde	33,26 km/h	Pagina	11
Afstanden		Nr.	Situatie	Info		Dégr.	
Totaal	Partieel						
		1		*			
12,99		2		*			
13,74	0,75	3		*			
13,83	0,09	4		*			
14,30	0,47	5		*			
14,61	0,31	6		*			

		TK10 Vlaanderenlaan		Afstand 17,74 km		Tijd 32 min	
		TK11 Couthof		Gemiddelde 33,26 km/h		Pagina 12	
Afstanden		Nr.	Situatie	Info		Dégr.	
Totaal	Partieel						
15,22	0,61	7		*			
15,38	0,16	8		*			
15,48	0,10	9		*			
16,52	1,04	10		*			
16,76	0,24	11		*			
18,20	1,44	12					

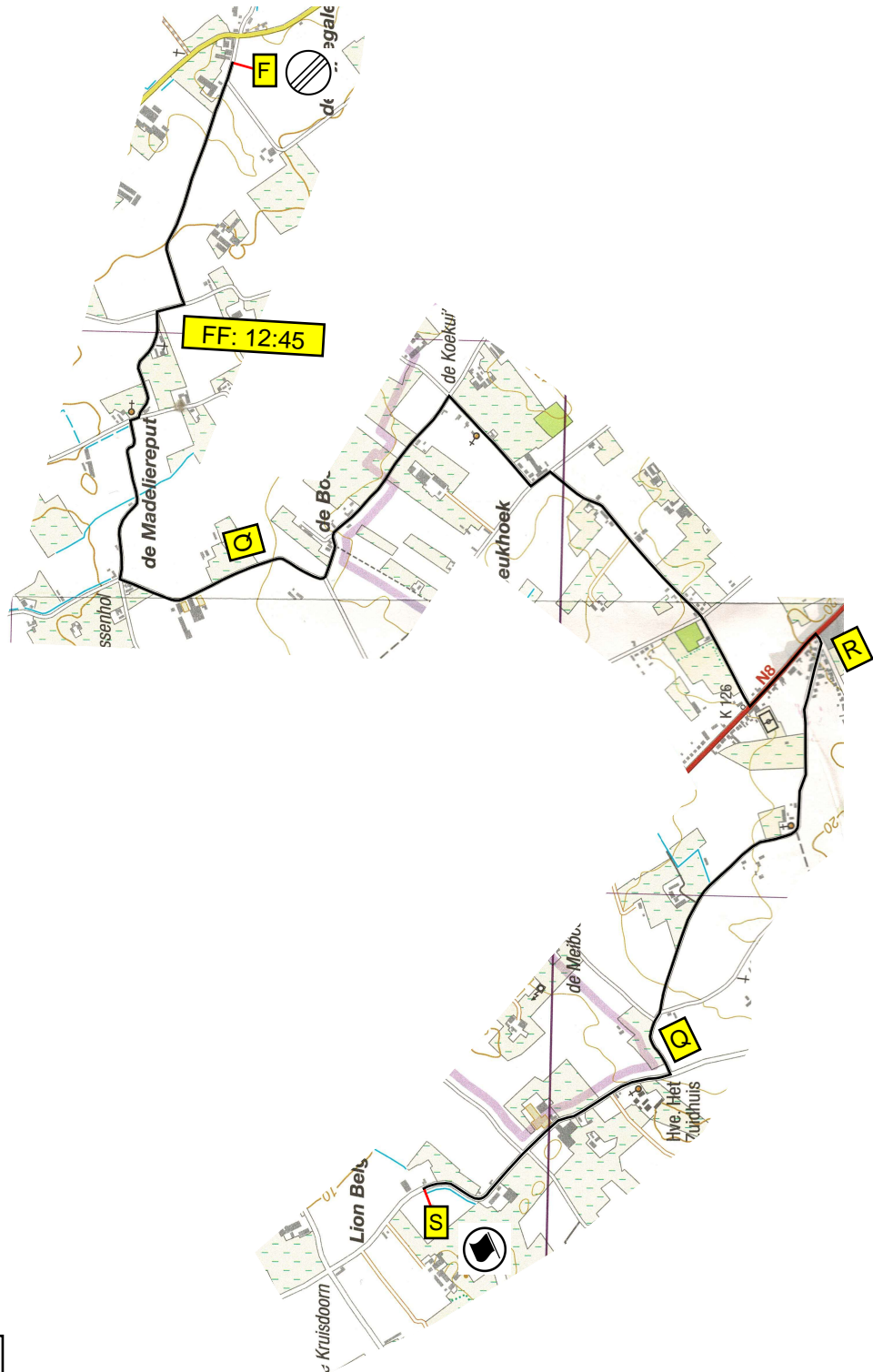
 TK11 Couthof TK12 Kalle		Afstand ? km		Tijd ? min			
		Gemiddelde 32 km/h		Pagina 13			
Afstanden		Nr.	Situatie	Info		Dégr.	
Totaal	Partieel						
0,00	0,00	1		TK11 			
		2		*			
		3		*			
		4		*			
		5					
		6			TK12 		

TK12 Kalle		TK13 Burg		Afstand 5,31 km	Tijd 10 min
TK13 Burg				Gemiddelde 31,86 km/h	Pagina 14
Afstanden		Nr.	Situatie	Info	Dégr.
Totaal	Partieel				
0,00	0,00	1		TK12 	
		2		*	
		3		*	
		4		*	
		5		*	
		6		*	

		TK12 Kalle	Afstand	5,31 / 0,28 km	Tijd	10 / +3 min
		TK13 Burg	Gemiddelde	31,86 km/h	Pagina	15
Afstanden		Nr.	Situatie	Info		Dégr.
Totaal	Partieel					
		9				
	Gedraaide nummers	8		 P		
		7		ZWI(j)		
		10				
5,31		11		TK13 		
	0,28	12		Start RT 4  Aanschuiven aan controle, vertrek per minuut		

	TK14 Start RT4	Afstand 22,34 km	Tijd 42 min
	TK15 Poesele	Gemiddelde 31,91 km/h	Pagina 16

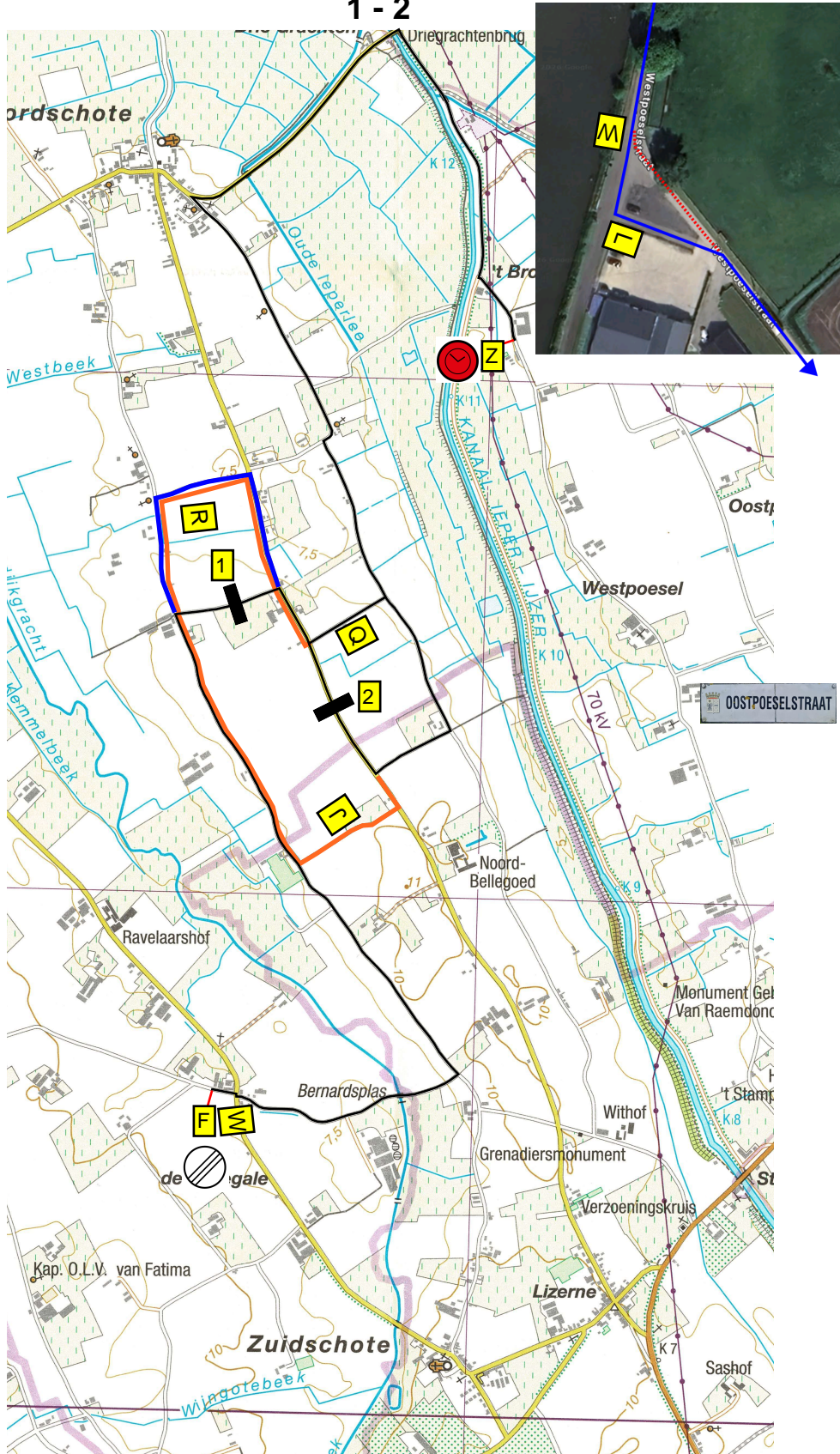
Ingetekende Lijn van S naar F


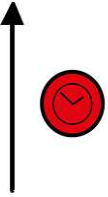
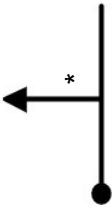
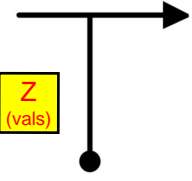
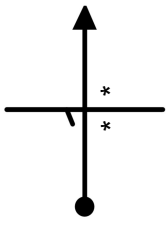
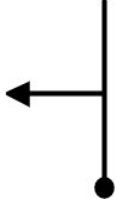
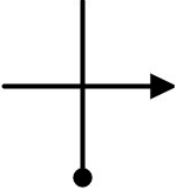


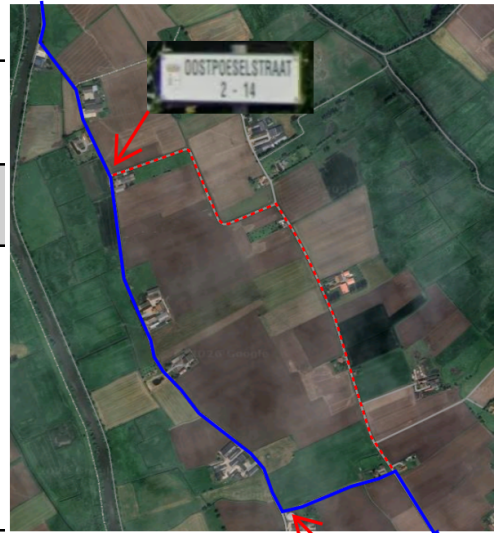
1 : 25 000


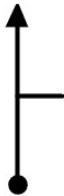
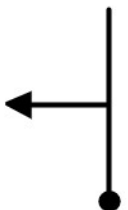
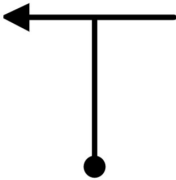
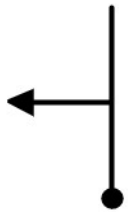

	TK14 Start RT4	Afstand 22,34 km	Tijd 42 min
	TK15 Poesele	Gemiddelde 31,91 km/h	Pagina 17

**Blokkaderit van F naar Z via:
1 - 2**



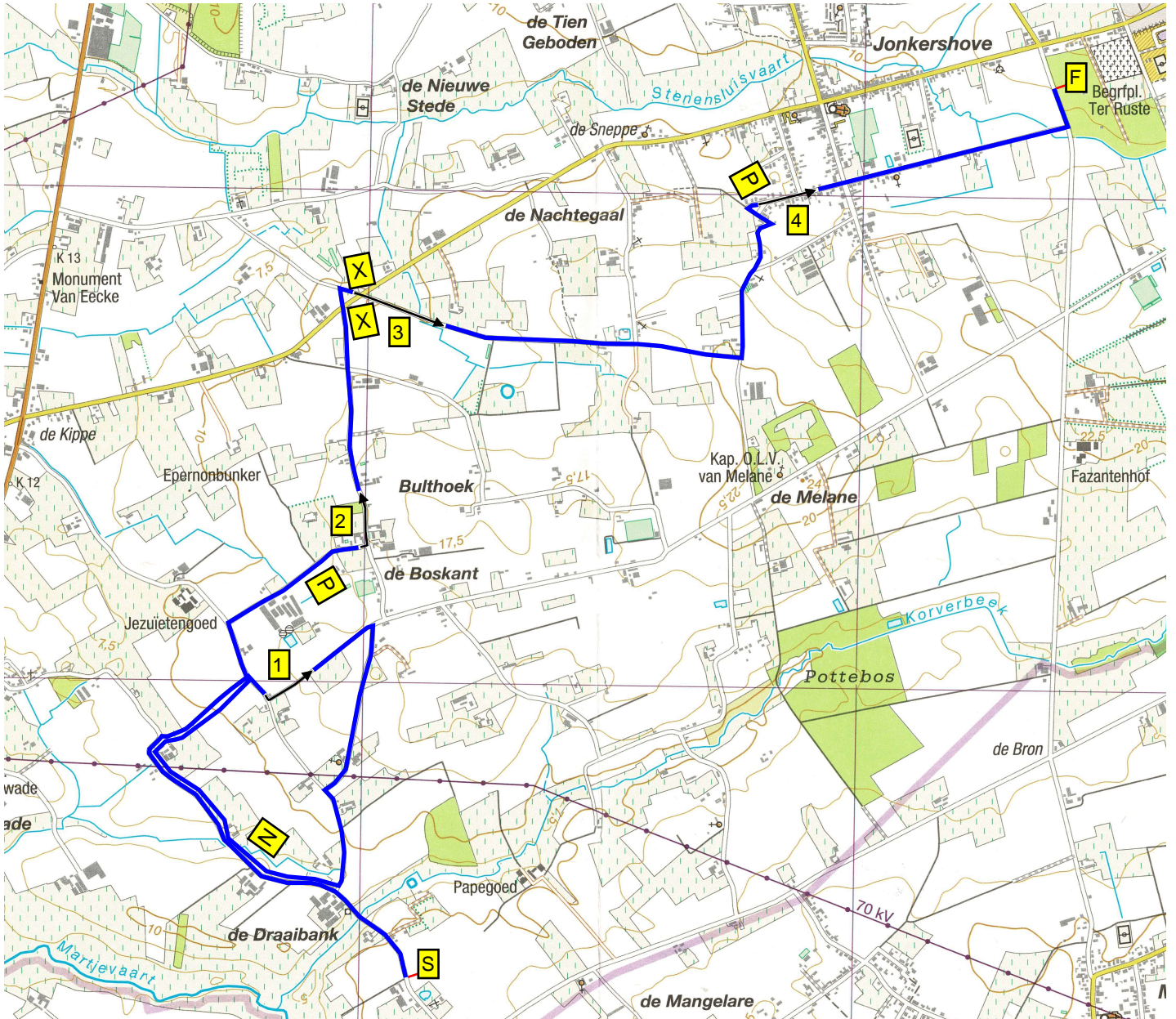
	TK15	Poesele	
	TK16	t Verdiep	
Afstanden		Nr.	Situatie
Totaal	Partieel		
0,00	0,00	1	
		2	
		3	
		4	
3,77		5	
4,31	0,54	6	



		TK15 Poesele		Afstand 19,09 km		Tijd 38 min	
		TK16 t Verdiep		Gemiddelde 30,14 km/h		Pagina 19	
Afstanden		Nr.	Situatie	Info		Dégr.	
Totaal	Partieel						
5,13	0,82	7		*			
5,18	0,05	8		*			
6,05	0,87	9		*			
6,85	0,80	10		*			
	0,36	11			Start kaart Pagina 20		

	TK15	Poesele	Afstand	19,09 km	Tijd	38 min
	TK16	't Verdiep	Gemiddelde	30,14 km/h	Pagina	20

Pijlenrit van S naar F via 1 - 2 - 3 - 4



**Juiste oplossing:
N - N - P - X - X - P**

MOLEN CLASSIC 06/06/26

Deel 2



: = Aanmeldingstijd aan start

Team NR :

Palingbeek

TK 8

Organisatie/Official

:

C	I							
---	---	--	--	--	--	--	--	--

+/- 26 min.

DEELNEMER

Bemande Start RT3

:

TK 9

:

Organisatie/Official FF

Organisatie/Official FF

Organisatie/Official FF

FF : 17 : 18

: :

: :

B	C	FEU	D	SIN	FF			

20 min.

Vlaanderenlaan

:

TK 10

:

L	E	F	ST	M	K			
---	---	---	----	---	---	--	--	--

32 min.

Couthof

:

TK 11

:

L	M							
---	---	--	--	--	--	--	--	--

32 Km/u

12 min.

Kalle

:

TK 12

:

ZWI(J)	P							
--------	---	--	--	--	--	--	--	--

10 min.

Deel 2	MOLEN CLASSIC 06/06/26	Team NR :
---------------	-------------------------------	-----------

Burg	DEELNEMER	Organisatie/Official
	: []	TK 13 : []
		+/- 3 min

Bemande START RT4	DEELNEMER	Organisatie/Official
	: []	TK 14 : []
Organisatie/Official FF	Organisatie/Official FF	Organisatie/Official FF
FF : 12 : 45	: []	: []

Q	R	Q	FF	W	R	Q	J	R	42 min.
Q	W	L							

Poesele	DEELNEMER	TK 15	:
---------	-----------	-------	---

M	W	N	N	P	X	X	P		38 min.
Z									

t Verdiep	DEELNEMER	TK 16	:
-----------	-----------	-------	---

Aantal gemiste controles :

Relatie deelnemers : 0479/80 76 86
Wedstrijdleider : 0477/72 82 40